

FCL Components Thermal Printer

BATTERY DRIVEN, FTP-608 Series

2" HIGH SPEED THERMAL PRINTER

FTP-628MCL054#01-R


■ OVERVIEW

The FTP-628 MCL Series are battery driven high-speed ultracompact printers with a 2-inch paper width equivalent. Paper can be easily set using our unique platen release mechanism.

The FTP-628 MCL Series can be used for a variety of applications, such as portable terminals, POS, ticket issuing terminals, label printers, banking terminals, and measurement and medical equipment.

■ HIGHLIGHTS

- **Ultra compact**
Height 15.5 mm, width 69.6 mm, depth 34.3 mm
- **High speed printing**
It can print at 100mm/s (800 dotlines/s) at 9.5V head voltage maximum.
- **High resolution printing / Kanji supported**
8 dots/mm of resolution printing is possible.
- **Auto paper loading**
Our unique platen release mechanism allows a wide paper route even if the printer is ultra-compact, so paper can be easily inserted. Conventional auto loading is also available.
- **Two types of paper routes**
Front or bottom feed, depending on the paper route.
- **Easy mounting**
Wiring for the head, motor, sensor are housed within one flexible cable. The mechanism can be secured by one hook and two screws at two locations, making mounting easy.
- **RoHS compliant**



■ PART NUMBERS

		Part Number
Printer mechanism		FTP-628MCL054#01-R (bottom paper feed insertion with head open detection switch)
LSI for driving		FTP-628CU311-R
Interface board	USB/ RS232C	FTP-628DSL311-R FTP-628DSL312-R*
	USB	FTP-629Y301#01-R
Interface cables	Serial	FTP-628Y302-R
	Head, motor	FTP-628Y403-R

*: This interface board accepts 21.6V - 26.4V input

■ SPECIFICATIONS

Item	Specifications
Part number	FTP-628MCL054#01-R
Printing method	Thermal-line dot method
Dot structure	384 dots/line
Dot pitch (Horizontal)	0.125 mm (8 dots/mm)—Dot density
Dot pitch (Vertical)	0.125 mm (8 dots/mm)—Line feed pitch
Effective printing area	48 mm
Number of columns	ANK 32 columns/line (maximum 12 x 24 dot font)
Paper width	58 mm ⁺⁰ ₋₁
Paper thickness	60 to 100 μ m (some paper in this range may not be used because of paper characteristics)
Printing Speed	Maximum 100mm/sec. (800dotlines/sec.) at 9.5V *1 Maximum 80mm/sec. (640 dotlines/sec.) at 8.5V*2
Character types	Alphanumeric, katakana: 159 types International and special characters: 195 types JIS Kanji level 1, level 2, non-Kanji (supported only by FTP-628DSL228, DCL208): about 6800 types
Character, dimensions (W×H), number of columns	12 × 24 dots, (1.54 × 3.0 mm), 32 columns: alphanumeric, katakana 24 × 24 dots, (3.0 × 3.0 mm), 16 columns: alphanumeric, katakana, Kanji 8 × 16 dots, (1.0 × 2.0 mm), 48 columns: alphanumeric, katakana 16 × 16 dots, (1.0 × 2.0 mm), 24 columns: alphanumeric, katakana, Kanji

Notes:

*1: Head voltage 9.5V, use Oji Paper PD150R, ambient temperature 25°C, concurrent applied dots 64 dots maximum, printing energy S.L.T.(Scan Line Time)=1.25msec., E0Max= 0.23mJ/dot maximum

*2: Head voltage 8.5V, use Oji Paper PD150R, ambient temperature 25°C, concurrent applied dots 64 dots maximum, printing energy S.L.T.(Scan Line Time)=1.56msec, E0Max= 0.27mJ/dot maximum

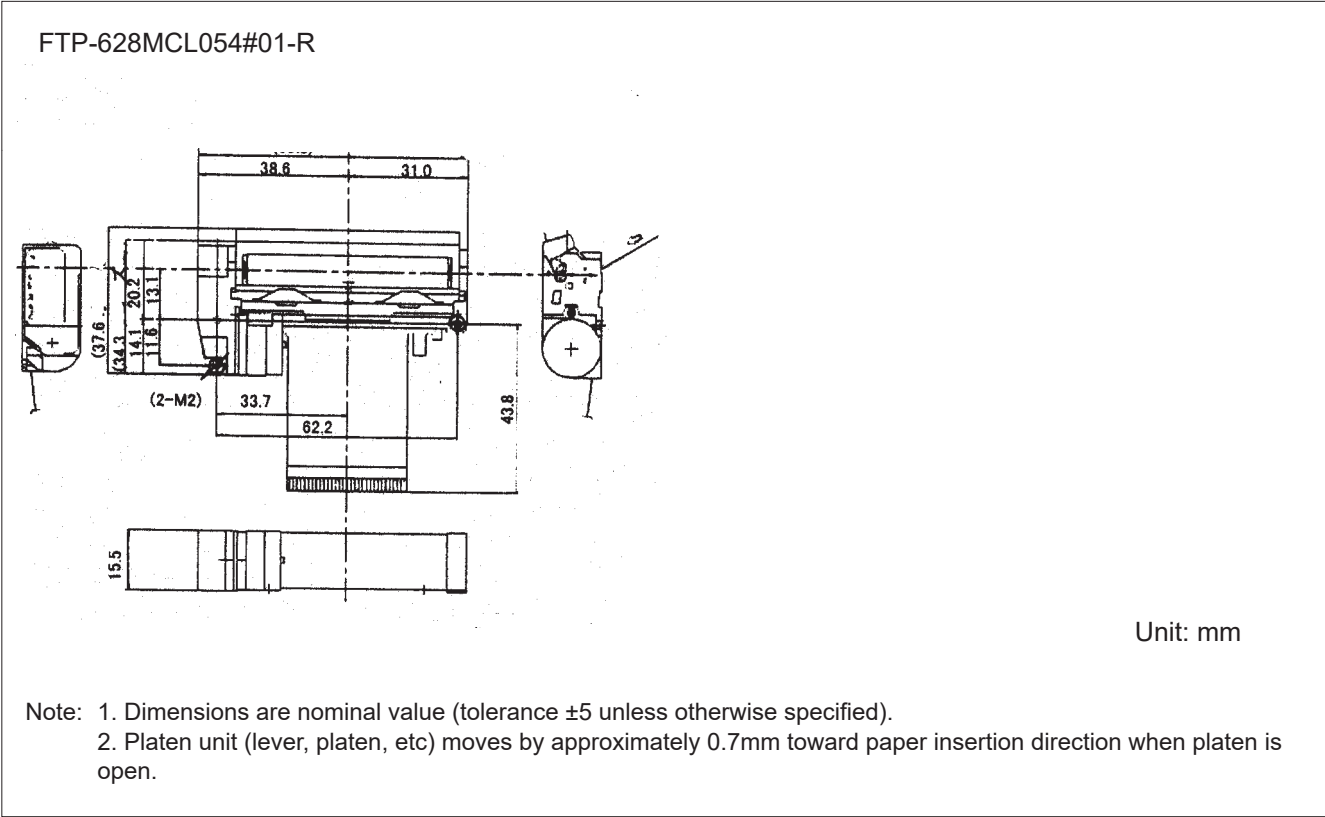
■ SPECIFICATIONS

Item	Specifications	
Interface	Conforms to RS232C / centronics	
Power supply	For print head	4.2 to 9.5VDC 2.4A (at 7.2VDC, head resistance 176 ohm, concurrent applied dot 64 dots)
	For motor	4.2 to 9.5VDC 0.75A maximum
	For logic	3.3VDC or 5VDC +/-10%, 0.1A maximum (at 5.0VDC applied)
Dimension W x D x H	Printer mechanism	72.3 x 34.3 x 15.5mm
	Interface board	69.3 x 34.3 x 15.5mm
Weight	Printer mechanism	Approximately 47g
	Interface board (std)	Approximately 20g
Head Life	Pulse resistance: 100 million pulse/dot (using FCL Components' standard driving method) Abrasion resistance: paper traveling distance 50km (at 12.5% print ratio or less)	
Environmental conditions	Operating temperature	0°C to +50°C
	Operating humidity	20 to 85% RH (no condensation)
	Storage temperature	-20°C to +60°C
	Storage humidity	5 to 95% RH (no condensation)
Detection	Head temperature	Detected by thermistor
	Paper out/mark detect	Detected by photointerruptor
	Head up detection	Detected by micro-switch
Recommended thermal sensitive paper	High sensitive paper	TF50KS-E4 (Nippon paper)
	Standard paper	TF60KS-E2 (Nippon paper)
		FTP-020PU001 (58mm)
		PD150R (Oji paper) FTP-020P0701 (58mm)
Medium life paper	TF60KS-F1 (Nippon paper) FTP-020P0102 (58mm) PD170R (Oji paper) P220VBB-1 (Mitsubishi paper)	
Long life paper	PD160R-N (Oji paper)	

*+5°C to +40°C printing density assurance range (-25 to 70°C capability)

■ DIMENSIONS

1. Printer mechanism



Connector (FPC) specification

(1) Connector

Mechanical unit side: FPC connector

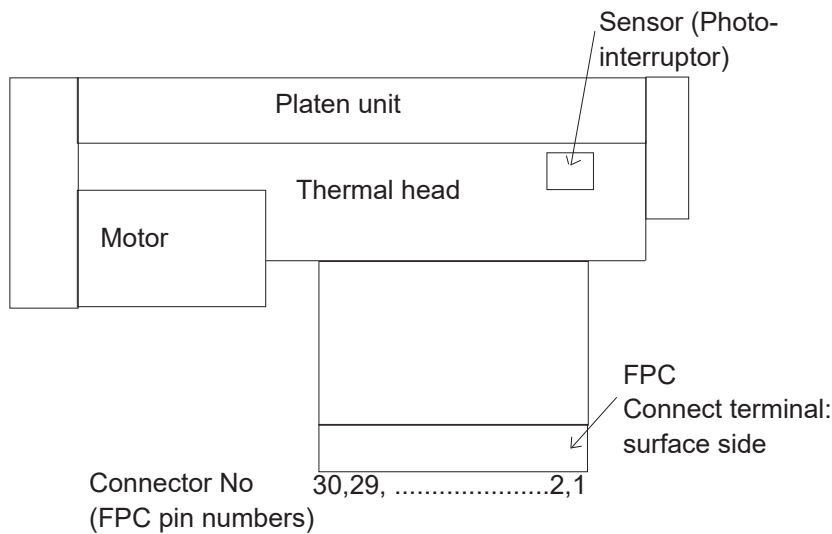
Remote side (housing site): 52030-3071 (made by Molex)

(2) Pin assignment on the mechanical side

No	Signal	I/O	Contents
1	PHK	—	Cathode for photo interruptor
2	VSEN	I	paper sensor power
3	PHE	O	Emittor for photo interruptor
4	SW1	O	Platen release switch
5	SW2	I	Platen release switch
6	VH	I	Head drive power
7	VH	I	
8	DI	I	Data in
9	CLK	I	Synchronous clock for communication
10	GND	—	Ground power supply for thermal head
11	GND	—	
12	STB6	I	Thermal head energizing control signal
13	STB5	I	
14	STB4	I	
15	VDD	I	Logic power
16	TM	O	Thermally sensitive resistor input termnial 1
17	TM	O	Thermally sensitive resistor input termnial 2
18	STB3	I	Thermal head energizing control signal
19	STB2	I	
20	STB1	I	
21	GND	—	Ground power supply for thermal head
22	GND	—	
23	LAT	I	Data latch
24	DO	O	Data out
25	VH	I	Power supply for thermal head
26	VH	I	
27	MT A	I	Stepping motor excitation signal
28	MT A	I	
29	MT B	I	
30	MT B	I	

■ FUNCTION OF INTERFACE BOARD

Item	Item
1. Test print function	8. Motor power saving function
2. Paper out detection	9. Mark detection function
3. Paper near end detection	10. MCU operation abnormality detection
4. Platen open detection	11. Power ON/OFF sequence protection
5. Thermal head temperature abnormality detection	12. Motor over-current protection
6. Blow-out fuse detection	13. Hardware timer
7. Head voltage abnormality detection	



Contact

Japan
 FCL COMPONENTS LIMITED
 Shinagawa Seaside Park Tower
 12-4, Higashi-shinagawa 4-chome,
 Tokyo 140 0002, Japan
 Tel: +81 3 3450 1682
 Email: fcl-contact@cs.fcl-components.com

Europe
 FCL COMPONENTS EUROPE B.V.
 Diamantlaan 25
 2132 WV Hoofddorp
 Netherlands
 Tel: +31 23 5560910
 Email: info@fcl-components.eu

China
 FCL COMPONENTS (SHANGHAI) CO., LTD.
 Unit 1105, Central Park –Jing An, No.329 Heng Feng
 Road, Shanghai 200070, China
 Tel: +86 021 3253 0998
 Email: fcsh@fcl-components.com

North and South America
 FCL COMPONENTS AMERICA, INC.
 2055 Gateway Place, Suite 480
 San Jose, CA 95110 U.S.A.
 Tel: +1 408 745 4900
 Email: contact@fcl-components.us

Asia Pacific
 FCL COMPONENTS ASIA, LTD.
 51 Changi Business Park Central, #06-07
 Singapore 486066
 Tel: +65 6375 8560
 Email: fcal@fcl-components.com

Hong Kong
 FCL COMPONENTS HONG KONG Co., LIMITED
 Room 13, 23/F, Seapower Tower, Concordia Plaza,
 No.1 Science Museum Road,
 Tsim Sha Tsui East, Kowloon, Hong Kong
 Tel: +852 2881 8495
 Email: fcsh@fcl-components.com

Web: www.fcl-components.com/en/

Copyright

All trademarks or registered trademarks are the property of their respective owners. FCL Components America or its affiliates do not warrant that the content of datasheet is error free. In a continuing effort to improve our products FCL Components America, Inc. or its affiliates reserve the right to change specifications/datasheets without prior notice.
 Copyright ©2026 FCL Components America, Inc. All rights reserved. Revised March 24, 2026.