


PC BOARD MOUNTING CONNECTORS

750 SERIES

■ FEATURES

- The 750 series connector is slim — only 7 mm (0.275 in.) high and wide — and takes up very little space.
- Pins are arranged in a 2.54 mm (0.100 in.) grid. The 750 series connector can be changed from a two-piece type connector to a one-piece dip soldering connection without changing the PC board pattern, because the mounting hole layout is the same as the 700 series.
- The series offers 10 to 64 contacts to match 700 series connectors.
- RoHS compliant.



■ SPECIFICATIONS

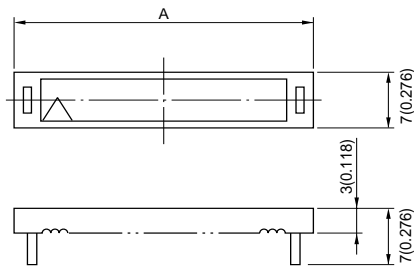
Item	Specification
Operating temperature range	-55°C to +105°C
Current rating	DC 1 A
Voltage rating	AC 250 V
Insulation resistance	1000 MΩ min. (DC 500 V)
Dielectric strength	AC 500 V for 1 minute
Applicable wire	Flat cable: 1.27 mm (0.050 in.) pitch AWG #28 (stranded) or AWG #30 (solid)
Applicable PC board (standard)	1.6 mm

■ MATERIALS

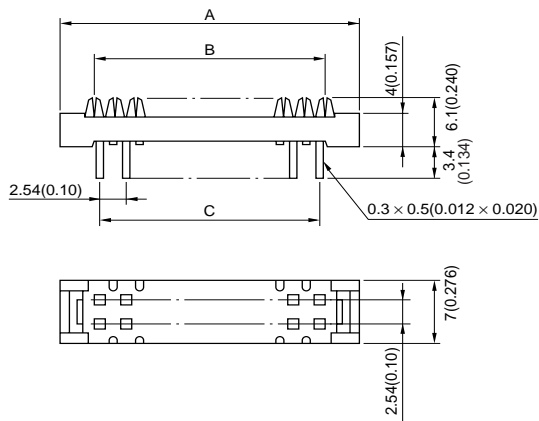
Item	Materials
Insulating material	Polyester (UL94V-0)
Conductor	Copper alloy
Plating	Contact: Au Plating (PAGOS), Au over Pd-Ni plating

■ DIMENSIONS

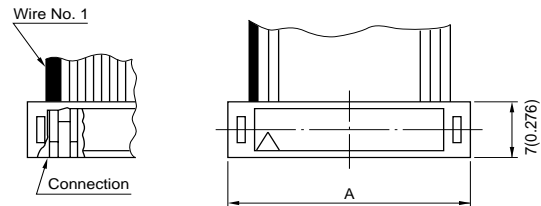
[Cover]



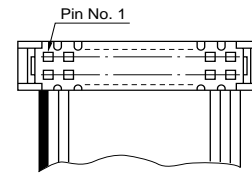
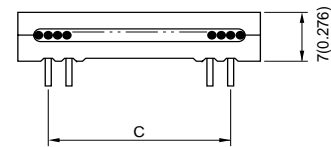
[Main body]



[With cable]

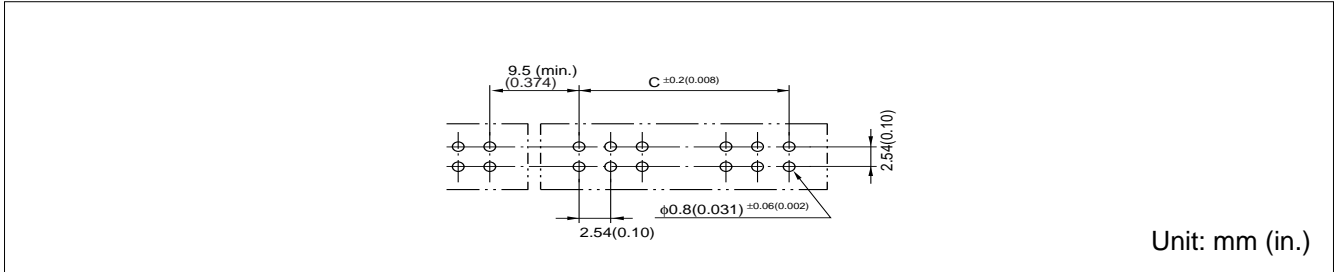


Note : The blue wire of the cable (wire No. 1) is connected to the pin (contact) under the Δ mark.



Unit: mm (in.)

■ MOUNTING HOLE LAYOUT



■ PART NUMBERS AND DIMENSIONS

Number of contacts	Part number	Dimensions: mm (in.)		
		A	B	C
10	FCN-754P010-AU/0	19.2 (0.756)	11.43 (0.450)	10.16 (0.400)
14	FCN-754P014-AU/0	24.3 (0.957)	16.51 (0.650)	15.24 (0.600)
16	FCN-754P016-AU/0	26.8 (1.055)	19.05 (0.750)	17.78 (0.700)
20	FCN-754P020-AU/0	31.9 (1.256)	24.13 (0.950)	22.86 (0.900)
24	FCN-754P024-AU/0	37.0 (1.457)	29.21 (1.150)	27.94 (1.100)
26	FCN-754P026-AU/0	39.5 (1.555)	31.75 (1.250)	30.48 (1.200)
30	FCN-754P030-AU/0	44.6 (1.756)	36.83 (1.450)	35.56 (1.400)
34	FCN-754P034-AU/0	49.7 (1.957)	41.91 (1.650)	40.64 (1.600)
40	FCN-754P040-AU/0	57.3 (2.256)	49.53 (1.950)	48.26 (1.900)
50	FCN-754P050-AU/0	70.0 (2.756)	62.23 (2.450)	60.96 (2.400)
60	FCN-754P060-AU/0	82.7 (3.256)	74.93 (2.950)	73.66 (2.900)
64	FCN-754P064-AU/0	87.8 (3.457)	80.01 (3.150)	78.74 (3.100)

Notes: • The last digit (0) of the part number is zero.


IDC TOOLS

■ FEATURES

- Special IDC tools are used to assemble FCN-750 series connectors and flat cables.
- All tools are simple and easy to use, even for first-time users.
- Users who have IDC tools manufactured by us do not have to buy hand presses or cutting cables. They are compatible. Take care to buy the locator plate designed for your connectors.
- The number of pins can be changed easily by setting the connector guide to a specified pin hole.
- The cable cutter remains sharp, providing fast, easy cutting with a long life.

Notes:

- Please ask for an operation instruction manual if needed.
- If you have any questions about Fujitsu IDC tools, please contact your local Fujitsu office or your local Fujitsu distributor.



Hand press Cable cutter Locator plate (790 series)

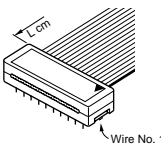
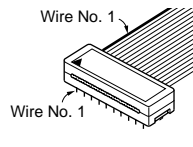
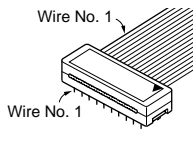
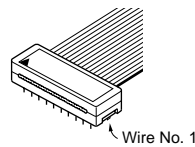
■ CABLE TERMINATION

• Flat cable termination diagram

There are many ways to connect connectors to flat cables. Choose the connection method appropriate to your application from the figure below.

• Cable length

The length of a cable is indicated in units of cm, as shown in the figure below. The minimum length is 3 cm. The specified tolerance of the cable length is $\pm 10\%$ for $L \leq 10$ cm (± 5 mm min.), ± 1 cm for 10 cm $< L < 100$ cm, $\pm(L/100$ cm $+ 2$ cm) for 100 cm $\leq L \leq 1800$ cm, and ± 20 cm for 1800 cm $< L$.

Type number	No. 1	No. 2	No. 3	No. 4
Connector model				
750 series				

■ PART NUMBERS FOR IDC TOOLS

Name	Part number
Cable cutter (common)	FCN-707T-T001/H
Hand press (common)	FCN-707T-T101/H
Locator plate (for 750 series connectors)	FCN-757T-T015/H

The hand press and the cable cutter can be used for other IDC connectors.

Fujitsu Components International Headquarter Offices

Japan

Fujitsu Component Limited
Gotanda-Chuo Building
3-5, Higashigotanda 2-chome, Shinagawa-ku
Tokyo 141, Japan
Tel: (81-3) 5449-7010
Fax: (81-3) 5449-2626
Email: promothq@ft.ed.fujitsu.com
Web: www.fcl.fujitsu.com

North and South America

Fujitsu Components America, Inc.
250 E. Caribbean Drive
Sunnyvale, CA 94089 U.S.A.
Tel: (1-408) 745-4900
Fax: (1-408) 745-4970
Email: marcom@fcai.fujitsu.com
Web: www.fcai.fujitsu.com

Europe

Fujitsu Components Europe B.V.
Diamantlaan 25
2132 WV Hoofddorp
Netherlands
Tel: (31-23) 5560910
Fax: (31-23) 5560950
Email: info.marketing@fceu.fujitsu.com
Web: www.fceu.fujitsu.com

Asia Pacific

Fujitsu Components Asia Ltd.
102E Pasir Panjang Road
#04-01 Citilink Warehouse Complex
Singapore 118529
Tel: (65) 375-8560
Fax: (65) 273-3021
Email: fcal@fcal.fujitsu.com
www.fcal.fujitsu.com

© 2004 Fujitsu Components America, Inc. All company and product names are trademarks or registered trademarks of their respective owners. Rev. 02/19/2004.